

Eclipse #9700

Portable Automatic Flushing Device



For non-freezing temps only!

- Attached to any 2.5" NST Nozzle
- Maintains Consistently Safe Residuals
- Remove stagnant water before DBPs Form
- Flush at night when demand is low
- Adjustable flow rates up to 200GPM
- Valve rated up to 220 PSI
- Powder-coated aluminum enclosure
- Swivel collar lock
- EPA approved for water conservation
- Approved for GPR funding
- Available in red or yellow

Sizes Available

2" Valve: flows of approximately 200 GPM

1" Valve: flows of approximately 60 GPM

Controllers Options

- Handheld Digital Controller
- Bluetooth Controller

Ask about
our 30-Day
Pilot Program

Patented
6,820,635
6,048,512

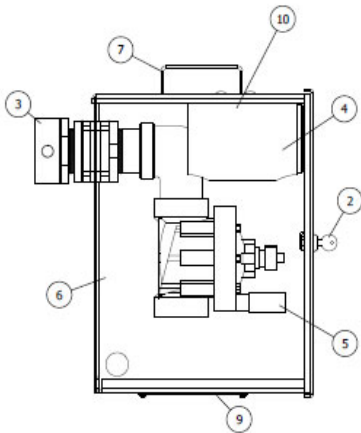


2511 North 9th Street / St. Louis, MO 63102

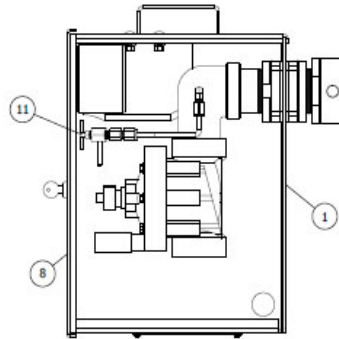
800-231-3990 / www.hydrants.com / 314-231-2820 fax

Eclipse #9700

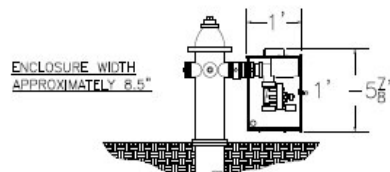
#9700 PORTABLE AUTOMATIC FLUSHING DEVICE SPEC SHEET



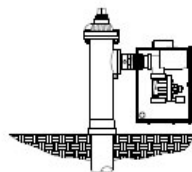
1 STANDARD FLUSHER
Scale: 1-1/2"=1'-0"



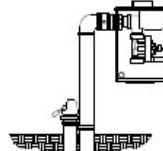
2 FLUSHER WITH SAMPLING
Scale: 1-1/2"=1'-0"



A FIRE HYDRANT
Scale: 3/8"=1'-0"



B #2 POST HYDRANT
Scale: 3/8"=1'-0"



C #77 BLOW-OFF
Scale: 3/8"=1'-0"

ITEM	ITEM / DESCRIPTION	NOTES
1	POWDER COATED ALUMINUM ENCLOSURE	
2	KEY & LOCK	
3	2-1/2" NST BRASS SWIVEL	
4	VALVE CONTROLLER	
5	DC LATCHING SOLENOID	
6	2" ICV VALVE	
7	HANDLE	
8	ACCESS DOOR	
9	REMOVABLE PLATE	
10	STANDARD CONTROLLER HOLDER	
11	SAMPLING VALVE	OPTIONAL
12	WATER DIFFUSER FLOOR	NOT SHOWN

A 2-1/2" NST swivel connection shall lead into a 2" automatic flushing valve. The automatic flushing valve shall control the flow of water through the hydrant and its diaphragm with the extension and retraction of a DC latching solenoid and have a 220 PSI rating. Each unit shall be furnished with a stand-alone valve controller. The valve controller will not require a second hand-held device for programming. Controller must have minimum of 12 possible flushing cycles per day. Controller shall be submersible to 12 feet, operate with a 9 volt battery, and have resin-sealed electrical components. The solenoid shall have no loose parts when removed from the valve.

All components shall be housed in a lockable powder coated (Specify RED or YELLOW upon ordering) aluminum enclosure, with 3/4" perforations in the floor to diffuse discharged water.

A removable floor plate shall allow access to a 2" FIP outlet as needed.

Optional collar lock shall cover the 2-1/2" swivel to prevent any tampering with or removal of the device.

Optional directional diffuser shall be available be able to be installed via the removable access plate to allow controlled directional flow of discharged water.

Optional dechlorination tablet holder shall sit inside of the enclosure in the path of the discharged water.

Unit model # shall be 9700 as manufactured by Kupferle Foundry Company, St. Louis MO, or approved equal.

#9700 AUTOMATIC FLUSHING
DEVICE TO BE INSTALLED AT
THE FOLLOWING LOCATIONS:

DD/MM/YY	ISSUED FOR REFERENCE
DATE	STATUS / REVISION

PATENTED

9700 AUTOMATIC FLUSHER SPEC SHEET

DRAWN	INITIALS	DATE
APPROVED	SMS	08/28/17
MODIFIED	DCL	11/10/17
	SCALE	VARIES




2511 NORTH 9TH STREET
ST. LOUIS, MO 63102
1-800-231-3990
FAX 314-231-2820
www.hydrants.com

SHEET 1 OF 1

Optional Accessories:



Sampling Point Bibb



Dechlorination Basket



Directional Diverter



Meter Stand

2511 North 9th Street / St. Louis, MO 63102

800-231-3990 / www.hydrants.com / 314-231-2820 fax