

### SMALL ORDER CHARGE



Orders of \$25 or less will be subject to a \$10 small order fee.













Orders \$25.01 to \$50 will be subject to a \$5 small order fee.










### #88 ECLIPSE SAMPLING STATION PARTS LIST

PHOTO	PART NUMBER	DESCRIPTION	LIST PRICE
	X130	3/4" Cap, Handle, Screw Painted Green	\$ 54.24
13499 Handle (1), 88-38 Screw (1), 88-24 Washer (1), 137 Brass Screw (1), 124 Iron Cap (1) 344-B Bolt (2) 344-N Nut (2)			
	13499	Iron Handle	\$ 32.00
	88-38	Handle Screw	\$ 1.33
	88-24	Handle Washer	\$ 1.33
	137	3/4" Brass Screw	\$ 27.09
	124	3/4" Iron Cap (Painted Green)	\$ 11.09
	344-B	Iron Cap Bolt (requires 2 per cap)	\$ 1.52
	344-N	Iron Cap Nut (requires 2 per cap)	\$ 1.52
	915	Iron Neck (Painted Green)	\$ 39.23
	918	Low Lead Brass Elbow	\$ 46.94

	88-3	Low Lead Brass Nozzle	\$ 53.87
	88-25	Vinyl Cap to Protect 88-3 Nozzle	\$ 1.77
	322	3/4" Slide (Painted Green)	\$ 11.55
	88-17	Clamp	\$ 10.89
	1GAL	Stand Pipe (price per foot) (measure exactly end to end)	\$ 26.15
	3/8SSP	Operating Rod (price per foot) (measure exactly end to end)	\$ 57.30
	X8813-NS	Plunger Complete 3/8" Female Threads (2012- )	\$ 54.93
88-13-Plunger (1), 88-21 O-ring (1), 418-B Beveled Washer (1), 311 Nut (2)			
	X884	#88 Repair Kit (2012- )	\$ 4.47
88-21 O-ring (1), 418-B Beveled Washer (1)			
	88-21	O-Ring for Plunger	\$ 1.75
	418-B	Beveled Seat Washer	\$ 2.15
	9435	Sampling Point Cover	\$ 1.62
	88-7	Copper Tubing 1/4" (price per foot)	\$ 6.36

	88-9	Low Lead Brass Needle Valve	\$ 36.97
	88-8	Low Lead Brass Elbow 1/4" Tube x 1/8" MNPT	\$ 17.34
	88-10	Stainless Steel Valve Body	\$ 81.24
	X883	Aluminum Cover and Base Complete	\$ 700.46
88-A Front Cover (1), 88-B Back Cover (1), 88-6 Rivet (2), 9419 Washer (2), 88-C1 Base (1), 88-C2 Base (1), 88-4 Bolt (6), 88-14 Washer (12), 9465-88 Lock Washer (6), 88-5 Nut (6)			
	X881	Aluminum Cover Complete (2018- )	\$ 536.51
88-A Front Cover (1), 88-B Back Cover (1), 88-6 Rivets (2), 9419 Washer (2) (Due to compatibility, those with units made prior to 2018 must order X883)			
	88-A	88 Front Cover	\$ 241.57
	88-B	88 Back Cover	\$ 240.21
	88-6R	Repair Pop Rivets for #88 Cover (requires 2 per case)	\$ 1.33
	X882	Aluminum Base Complete (2018- )	\$ 255.11
88-C1 Base (1), 88-C2 Base ( ), 88-4 Bolt (4), 88-14 Washer (8), 9465-88 Lock Washer (4), 88-5 Nut (4) (Due to compatibility, those with units made prior to 2018 must order X883)			
<b>#88 ECLIPSE SAMPLING STATION OPTIONS PARTS LIST</b>			
PHOTO	PART NUMBER	DESCRIPTION	LIST PRICE

	Z88P-1S	Small Pump	\$ 125.00
	Z88PS	Large Pump	\$ 155.00
	X88PE-02	Electric Evacuation Pump Battery Complete	\$ 125.00
88PE-02 Battery (1), 9411 Wire Pins (2), 9413 Recepticle (1)			
	X88PE-03	Electric Evacuation Pump Charger Complete	\$ 70.50
88PE-03 Battery Charger (1), 9412 Wire Sockets (2), 9414 Plug (1)			
	88-3T	Low Lead Brass Threaded Nozzle	\$ 88.37
	88-26	Vinyl Cap to Protect 88-3T Nozzle	\$ 2.07
	1BP	Brass Stand Pipe (price per foot) (measure exactly end to end)	\$ 195.48
	94-K	Plastic Cap for 3/8" Tubing	\$ 1.53
	3/8CT	Copper Tubing 3/8" (extreme cold climate) (price per foot)	\$ 8.79
	3/8BV	3/8" Low Lead Ball Valve (extreme cold)	\$ 54.87
	88-9M	3/8" Brass Elbow (extreme cold climate)	\$ 38.98
	88-9C	3/8" Brass Adapter (extreme cold climate)	\$ 21.43

	88-9A	1/4" Low Lead Brass Ball Valve	\$ 80.76
	88-9B	1/4" Brass Compression Adapter	\$ 11.37
	88-23	Bolt for Pedestals (requires 4 per pedestal)	\$ 4.18
	678	Coupling for 88 with Pedestal (Painted Green)	\$ 86.18
	88-22	88 Pedestal Gasket	\$ 18.00
	X88-LASSO	Cable Lock for 88 Enclosure	\$ 48.00
	X88-PSI	88 Nozzle with PSI Gauge	\$ 87.00
88-3T Threaded Nozzle (1), 88-30 Garden Hose Connector (1), 88-31 Spindle (1), 88-28 PSI Gauge (1)			
	X881D	Plastic Dome Assembly Complete	\$ 386.17
88-1D Dome (1), 882 Pipe Bracket (1), 883 U-Bolt (1), 884 Base Flange (1), 886 Lock Bracket (1), 887 Spring Pin (3), 889 Screw Nail (2), 3P Pipe (.625 feet), 344-B Bolt (2), 9460 Washer (2)			
<b>#88 ECLIPSE SAMPLING STATION OLD STYLE PARTS LIST</b>			
PHOTO	PART NUMBER	DESCRIPTION	LIST PRICE
	X8813-RETRO	Retrofit Plunger Complete for 2004 to 2011 Plungers	\$ 54.93
88-13-RETRO Spacer (1), 88-13 Plunger (1), 88-21 O-ring (1), 418-B Beveled Washer (1), 311-SS Nut (2)			

	X884-OLD	#88 Repair Kit 1/4" Female Plunger (2004-2011)	\$ 6.41
88-21 O-ring (1), 418-A Flat Washer (1), 418-B Beveled Washer (1)			
	418-A	Flat Seat Washer	\$ 1.33
	88-13-RETRO	Retrofit Spacer for 2004-2011 Plungers	\$ 20.07
	X884-FEMALE	#88 Repair Kit 3/8" Female Plunger (1996-2004)	\$ 6.45
88-12 O-ring (1), 418-A Flat Washer (1), 418-B Beveled Washer (1)			
	88-12	O-ring for X8813-MALE and X8813-FEMALE	\$ 2.80
	X884-MALE	#88 Repair Kit 1/4" Male Plunger (1988-1996)	\$ 6.47
88-11 (1), 88-12 O-ring (1), 418-A Flat Washer (1), 418-B Beveled Washer (1)			
	88-11	O-ring for X8813-MALE	\$ 1.78